

CAMERICH

MALAYSIA

EASYTIME SOFA



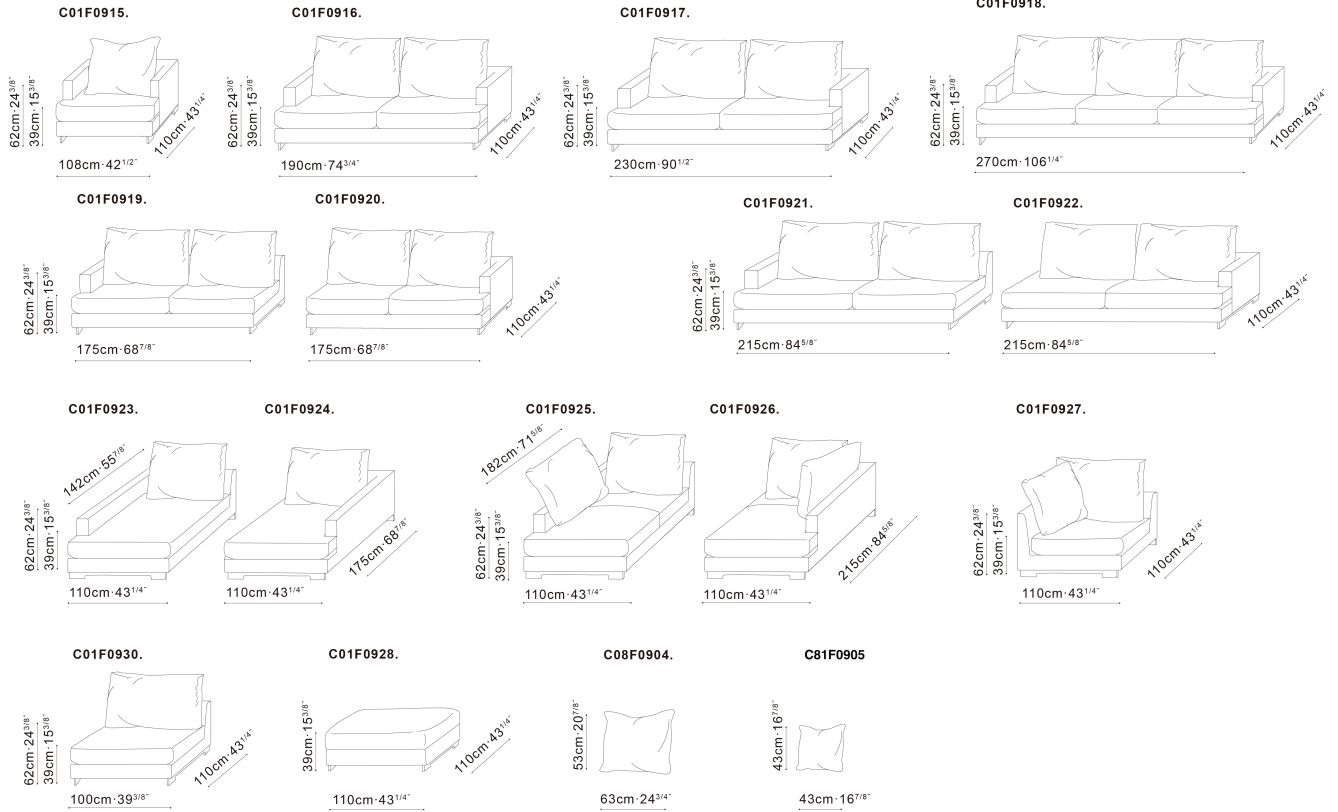
Technical Specifications:

- The frame is constructed with solid birch wood, MDF, and plywood reinforcements
- Paired with cross-woven elastic webbing, sinuous springs, and covered with polyurethane foam with fabric lining
- Arm rest and back rest is constructed with in steel, and covered with polyurethane foam and fabric lining
- Seat and back cushions consists of channeled feather down, polyester fiber padding, with high-resilient polyurethane foam center insert
- Throw cushion is filled with feather down
- All cushions have hidden zipper closing
- Steel legs are finished in black metallic paint and capped with plastic glides
- Available in fabric (removable via velcro) or leather (non-removable)

CAMERICH

MALAYSIA

EASYTIME SOFA



CAMERICH

MALAYSIA

EASYTIME SOFA

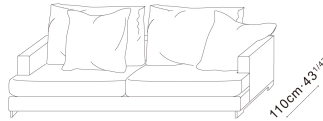
Configuration :




108cm·42¹/₂"
C01F0915.+ C81F0904




190cm·74³/₄"
C01F0902.+ C81F0905



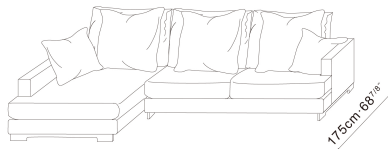
230cm·90³/₄"
C01F0917.+C08F0904.×2



272cm·107¹/₈"
C01F0906.+C01F0909.+ C81F0905 ×2




272cm·107¹/₈"
C01F0911.+C01F0906.+ C81F0905 ×2




285cm·112¹/₄"
C01F0923.+C01F0920.+C08F0904.×3+ C81F0905 ×2




312cm·122⁷/₈"
C01F0911.+C01F0908.+ C81F0905 ×2



325cm·127⁷/₈"
C01F0925.+C01F0922.+C08F0904.×3+ C81F0905 .×2



325cm·127⁷/₈"
C01F0919.+C01F0927.+C01F0922.+C08F0904.×4+ C81F0905 ×2



385cm·151⁵/₈"
C01F0921.+C01F0927.+C01F0930+C01F0920.+C08F0904.×5+ C81F0905 ×2